



albox

Tailor Crafted Drawers & Inserts



## About Us

Albox is a Lithuania based company specializing in the design and manufacture of bespoke drawers and inserts.

From craftsmen to customer care we take great care of you every step of the way turning your dream into reality.

Our passion in wood, thus we make each and every item as best as we can.

Year by year we invest in our production and processes to serve each customer demand.

Our capacity as off 2021 year are 7000 units per month.





## SOLID WOOD DRAWERS

Solid wood drawers are made using thoroughly selected high grade solid timber.

To satisfy every client's needs we offer classically processed oak, beech and premium look walnut wood drawers. We can use other kind of woods according to client demand.

Drawers are made in a classical dovetail or modern finger-jointing method.

We manufacture 3 types of drawers: standard, inner and sink.

### **Solid wood drawers' specification**

- 13 mm thick solid timber fronts
- 9 mm thick veneered MDF bottom.
- Drawers can be varnished (or prepared for varnishing). For coating we use high quality hard wearing acrylic varnish.
- Drawers can be made-to-order (according to client's specifications).
- Drawers are fully assembled and prepared for runners installation (all holes and cuts are made according to your chosen runners requirements)

# Joint types

A: finger joint



B: standard (dowe tail 1 sided)



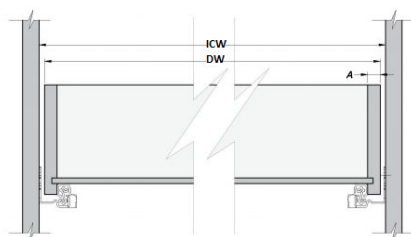
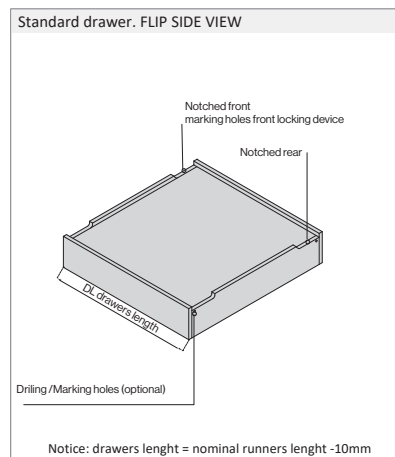
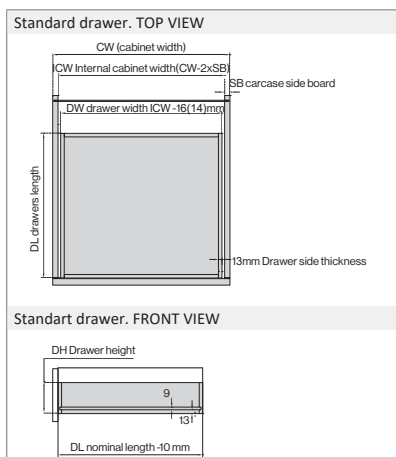
C: standard through (dowe tail 2 sided)







# Solid wood standard drawers



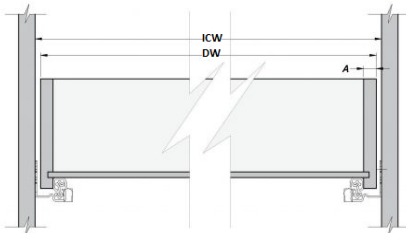
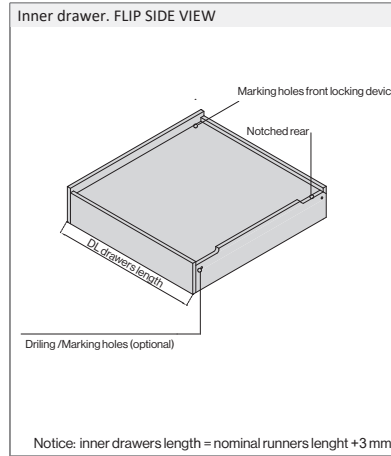
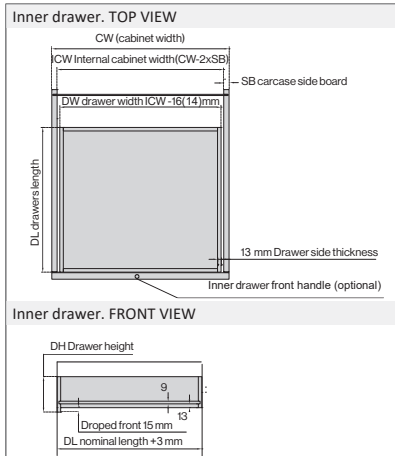
	DW				
	Hettich	Hettich	blum	GRASS	SALICE
Drawers side thickness (A)	Quadro	Actro 5D	Tandem/ Movento	Dynapro	Futura
13	ICW - 14	ICW - 16	ICW - 16	ICW - 16	ICW - 16

CW cabinet width  
 SB carcass side board thickness  
 ICW internal cabinet width (CW-SBx2)  
 DW drawer width (ICW-16(14)mm)  
 RL runners nominal length  
 DL drawers length (RL-10mm)  
 DH drawers height

Drawers are made-to-order (according to client's specifications).



# Solid wood inner drawers



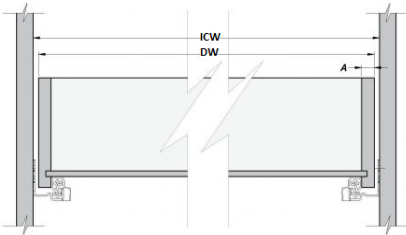
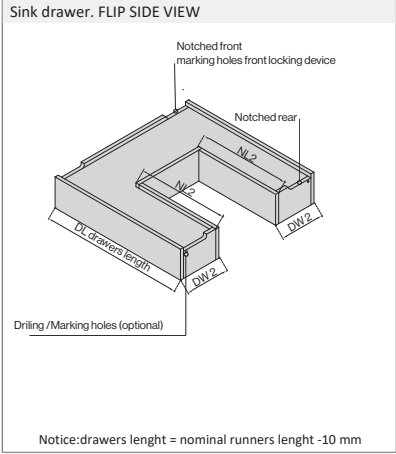
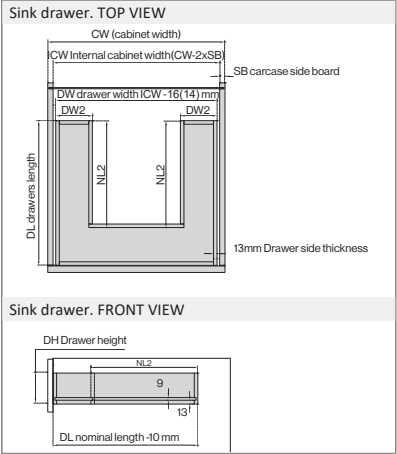
	DW				
	Hettich	Hettich	blum	GRASS	SALICE
Drawers side thickness (A)	Quadro	Actro 5D	Tandem/ Movento	Dynapro	Futura
13	ICW - 14	ICW - 16	ICW - 16	ICW - 16	ICW - 16

- CW cabinet width
- SB carcass side board thickness
- ICW internal cabinet width (CW-SBx2)
- DW drawer width (ICW-16(14)mm)
- RL runners nominal length
- DL drawers length (RL+3mm)
- DH drawers height

Drawers are made-to-order (according to client's specifications).




# Solid wood sink drawers



	DW				
	Hettich	Hettich	blum	GRASS	SALICE
Drawers side thickness (A)	Quadro	Actro 5D	Tandem/ Movento	Dynapro	Futura
13	ICW - 14	ICW - 16	ICW - 16	ICW - 16	ICW - 16

- CW cabinet width
- SB carcass side board thickness
- ICW internal cabinet width (CW-SBx2)
- DW drawer width (ICW-16(14)mm)
- RL runners nominal length
- DL drawers length (RL+3mm)
- DH drawers height

Drawers are made-to-order (according to client's specifications).





## Plywood drawers

Plywood drawers are made using highest quality Baltic birch plywood.

Drawers are made by classical dovetail or modern finger-joint method.

We manufacture 3 types of drawers: standard, inner and sink.

- 12 or 15 mm thick plywood fronts
- 6 mm thick plywood bottom.
- Drawers can be varnished (or prepared for varnishing). For coating, we use high quality hard wearing acrylic varnish.
- Drawers can be made-to-order (according to client's specifications).
- Drawers are fully assembled and prepared for runners' installation (all holes and cuts are made according to your chosen runners requirements )

# Joint types

A: finger joint



B: standard (dowe tail 1 sided)



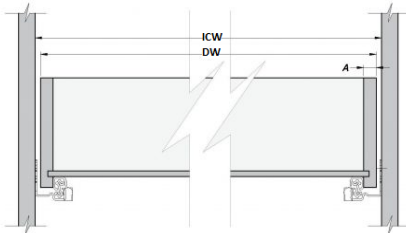
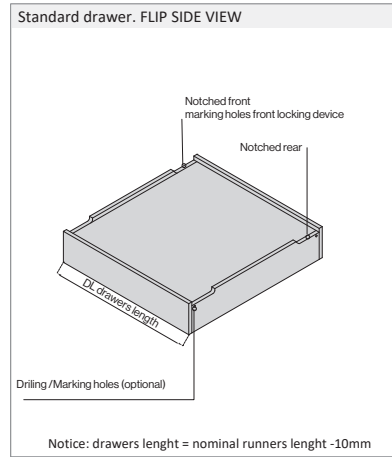
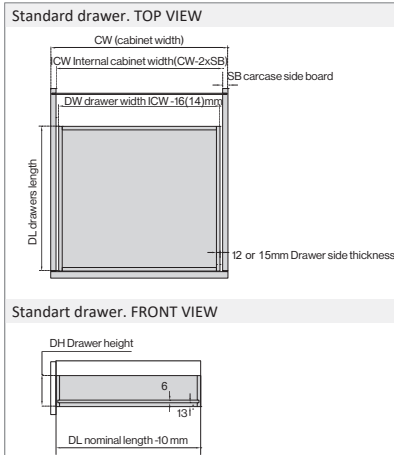
C: standard through (dowe tail 2 sided)







# Plywood standard drawers



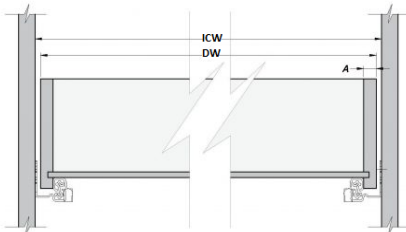
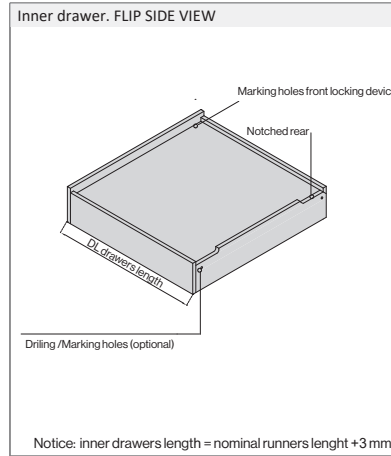
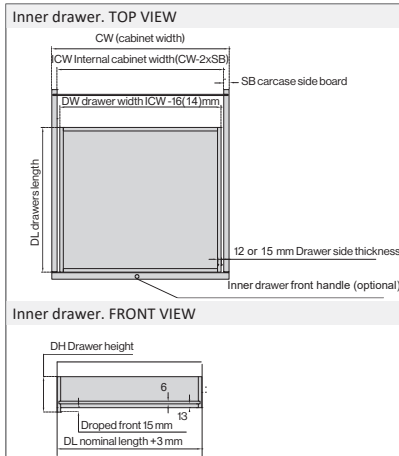
	DW				
	Hettich	Hettich	blum	GRASS	SALICE
Drawers side thickness (A)	Quadro	Actro 5D	Tandem/ Movento	Dynapro	Futura
13	ICW - 14	ICW - 16	ICW - 16	ICW - 16	ICW - 16

CW cabinet width  
 SB carcass side board thickness  
 ICW internal cabinet width(CW-SBx2)  
 DW drawer width (ICW-16(14)mm)  
 RL runners nominal length  
 DL drawers length (RL+3mm)  
 DH drawers height

Drawers can be made-to-order (according to client's specifications).



# Plywood inner drawers



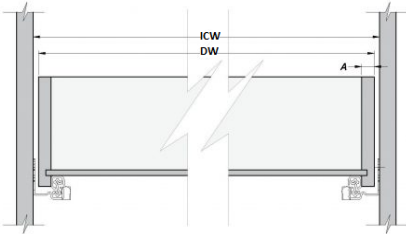
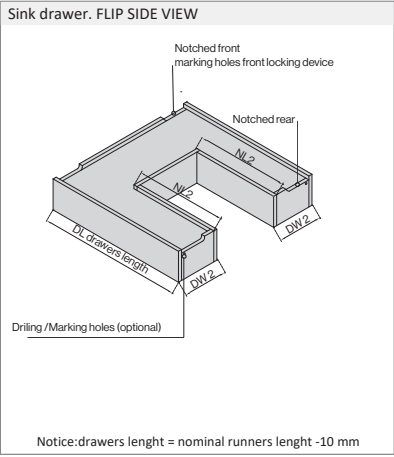
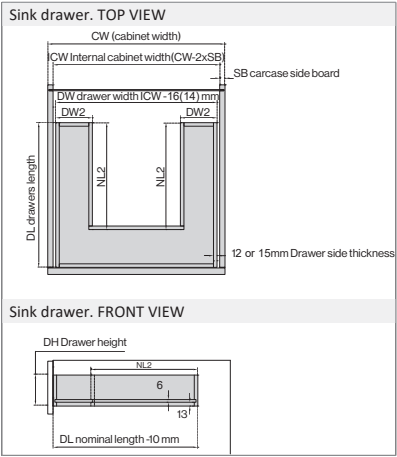
	DW				
	Hettich	Hettich	blum	GRASS	SALICE
Drawers side thickness (A)	Quadro	Actro 5D	Tandem/ Movento	Dynapro	Futura
13	ICW - 14	ICW - 16	ICW - 16	ICW - 16	ICW - 16

- CW cabinet width
- SB carcass side board thickness
- ICW internal cabinet width (CW-SBx2)
- DW drawer width (ICW-16(14)mm)
- RL runners nominal length
- DL drawers length (RL+3mm)
- DH drawers height

Drawers are made-to-order (according to client's specifications).



# Plywood sink drawers




	DW				
	Hettich	Hettich	blum	GRASS	SALICE
Drawers side thickness (A)	Quadro	Actro 5D	Tandem/ Movento	Dynapro	Futura
13	ICW - 14	ICW - 16	ICW - 16	ICW - 16	ICW - 16

- CW cabinet width
- SB carcass side board thickness
- ICW internal cabinet width(CW-SBx2)
- DW drawer width (ICW-16(14)mm)
- RL runners nominal length
- DL drawers length (RL+3mm)
- DH drawers height

Drawers are made-to-order (according to client’s specifications).





## Black MDF core veneered drawers

Modern design black MDF core drawers.

Drawers are made only by modern finger-joint method.

We manufacture 3 types of drawers: standard, inner and sink drawers.


### **Black MDF core veneered drawers' specification**

- 12 mm thick fronts. Black MDF board veneered oak or walnut veneer .
- 9mm thick veneered MDF bottom.
- Drawers can be varnished (or prepared for varnishing). For coating we use high quality hard wearing acrylic varnish.
- Drawers can be made-to-order (according to client's specifications).
- Drawers are fully assembled and prepared for runners installation (all holes and cuts are made according to your chosen runners requirements)

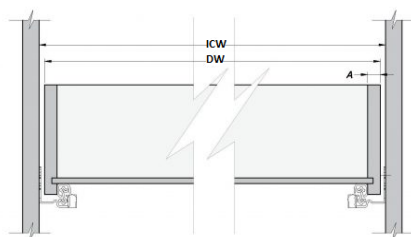
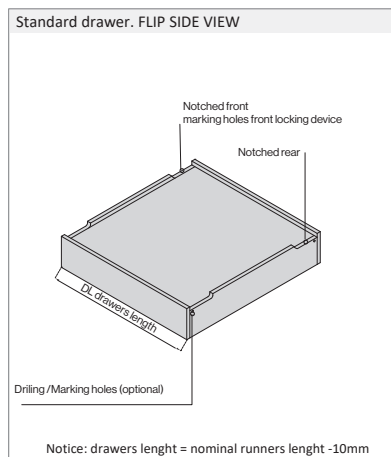
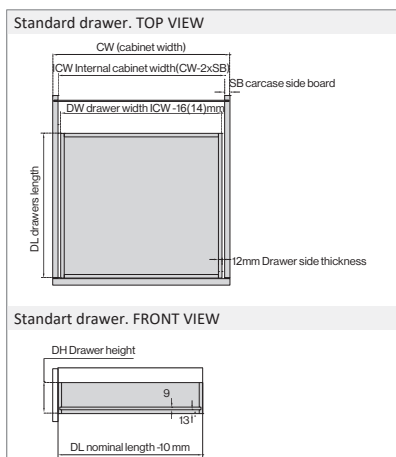
## Joint types



A: finger joint ( standart and inner drawer)



# Black MDF core veneered standard drawers



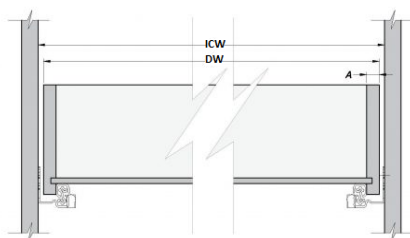
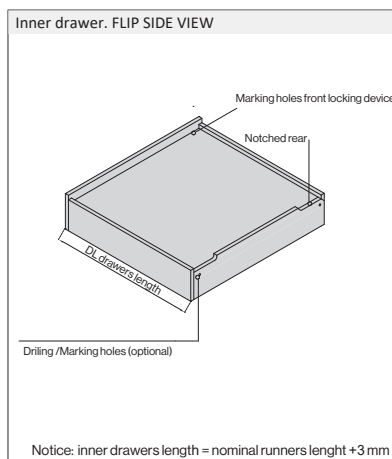
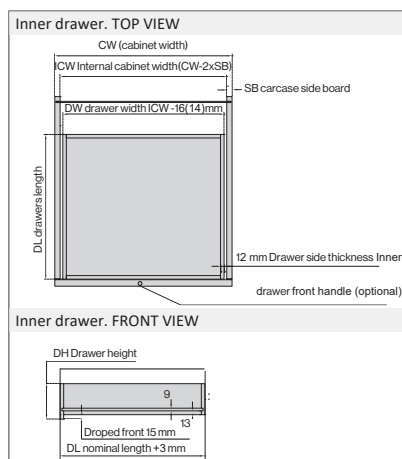
	DW				
	Hettich	Hettich	blum	GRASS	SALICE
Drawers side thickness (A)	Quadro	Actro 5D	Tandem/ Movento	Dynapro	Futura
13	ICW - 14	ICW - 16	ICW - 16	ICW - 16	ICW - 16

CW cabinet width  
 SB carcass side board thickness  
 ICW internal cabinet width (CW-SBx2)  
 DW drawer width (ICW-16(14)mm)  
 RL runners nominal length  
 DL drawers length (RL-10mm)  
 DH drawers height

Drawers are made-to-order (according to client's specifications).



# Black MDF core veneered inner drawers



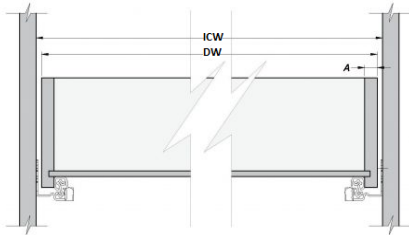
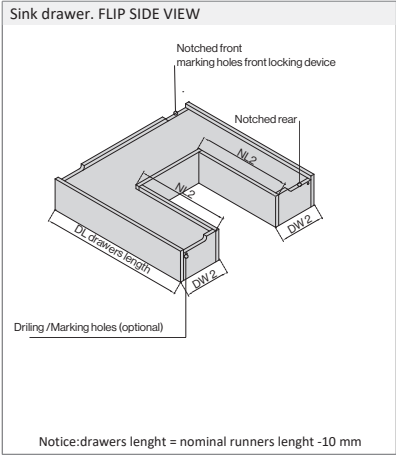
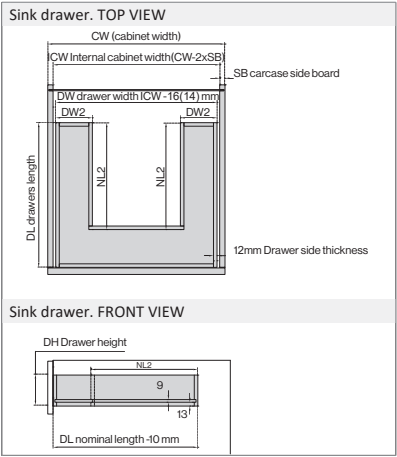
	DW				
	Hettich	Hettich	blum	GRASS	SALICE
Drawers side thickness (A)	Quadro	Actro 5D	Tandem/ Movento	Dynapro	Futura
13	ICW - 14	ICW - 16	ICW - 16	ICW - 16	ICW - 16

CW cabinet width  
 SB carcass side board thickness  
 ICW internal cabinet width(CW-SBx2)  
 DW drawer width (ICW-16(14)mm)  
 RL runners nominal length  
 DL drawers length (RL+3mm)  
 DH drawers height

Drawers are made-to-order (according to client's specifications).



# Black MDF core veneered sink drawers



	DW				
	Hettich	Hettich	blum	GRASS	SALICE
Drawers side thickness (A)	Quadro	Actro 5D	Tandem/ Movento	Dynapro	Futura
13	ICW - 14	ICW - 16	ICW - 16	ICW - 16	ICW - 16

- CW cabinet width
- SB carcass side board thickness
- ICW internal cabinet width (CW-SBx2)
- DW drawer width (ICW-16(14)mm)
- RL runners nominal length
- DL drawers length (RL+3mm)
- DH drawers height

Drawers are made-to-order (according to client's specifications).



albox